


# B2X™ SERIES

## **B2X-18P** PORTABLE



### **MID-RANGE 2-STAGE FIRE PUMP**

Designed for Fire Departments, Fire Agencies and OEMs who need a true portable fire pump the **WATERAX B2X** is a versatile Mid-Range portable pump that delivers the best performance of its class with minimal operating costs. Unlike other pumps the **B2X** uses a low maintenance drive belt system that provides efficient and dependable performance.

The **WATERAX B2X** -18 pump pairs a reliable high performance Mid-Range 2-stage pump end with a Briggs & Stratton 4-stroke 18 hp engine to achieve pressures of up to 190 PSI (13.1 BAR) and flow rates reaching 300 GPM (1136 L/Min). A strong show of both pressure and volume makes it the ideal pump for any firefighting operations.

The **WATERAX** quick release clamp provided on the **B2X** pump provides ease of maintenance without having to disassemble the complete pump unit thus significantly reducing equipment downtime.

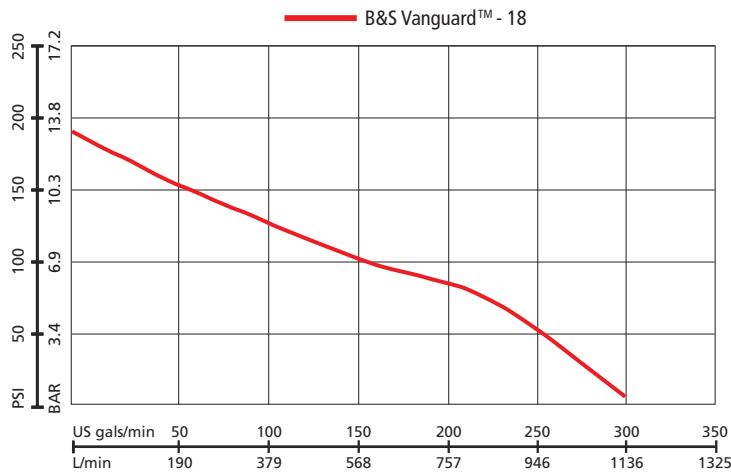
#### **Applications**

- Structure attack lines firefighting
- Tandem pumping over long distance
- Parallel pumping for higher volumes
- 2x 1-1/2" simultaneous attack lines
- 2-1/2" high volume supply line
- Water transfer
- Tanker water fill / removal
- Portable tank fill
- Structure protection

#### **Features and Benefits**

- Quick release clamp and swappable pump ends for ease of maintenance and minimal equipment downtime.
- Belt drive system for reliable, low maintenance performance.
- Aluminum alloy pump components and anodized parts for lighter weight and greater resistance to corrosion
- Comprehensive user and service manuals
- EPA Certified

### SPECIFICATIONS



#### Flow rate at specified pressure

Maximum Pressure: 190 PSI (13.1 bar)  
 Free flow: 300 US gals/min (1136 L/min)  
 Maximum Head: 439' (134 m)

Flow Rate			Pressure	
US GPM	( LPM )	@	PSI	( BAR )
261	( 988 )	@	50	( 3.4 )
150	( 568 )	@	100	( 6.9 )
65	( 246 )	@	150	( 10.3 )

Engine: Briggs & Stratton<sup>®</sup> Vanguard™ - 18 hp



### Pump Specifications:

Type:	Detachable 2-stage Centrifugal
Ratings:	ISO 9 and NFPA 1906 Medium Pressure Rating of 50 GPM
Description:	Medium Pressure, Medium Flow, Foam Compatible
Maximum Allowable Pressure:	400 PSI (27.6 bar)
Maximum Flow:	300 GPM (1136 lpm)
Intake:	3" NPT Female/4" Victaulic Combination (Other options available thru adapters)
Discharge:	2-1/2" NPT Female/3" Victaulic Combination (Other options available thru adapters)
Body & Diffusers:	Anodized corrosive resistant aluminum
Impellers:	4.00" Diameter; Anodized corrosive resistant aluminum
Pump Shaft:	Stainless Steel
Bearings:	Maintenance Free; sealed ball bearing and sintered bronze sleeve
Pump Seal:	Maintenance Free; Blister-resistant carbon seal face, silicon carbide seat, and fully integrated drive bushing.
Clamp:	Hand tight quick release clamp [no tools needed]
Drive Unit:	Timing Belt and Pulley; Speed In increaser
Speed In creaser Position:	Vertical
Drive Ratio:	1.88: 1
Color:	Red
Special Feature:	The entire pump separates completely from the engine/speed increaser.

### Engine Specifications:

Model & Type:	Briggs and Stratton Vanguard 4-cycle, horizontal shaft, twin cylinder, OHV
Maximum Power:	18 HP (13.4 kW) @ 4000 RPM
Maximum Torque:	26.9 lb-ft (36.5 Nm) @ 2800 RPM
Bore & Stroke:	2.83 x 2.76 inches (72 x 70 mm)
Displacement:	34.78 cubic inches (570 cc)
Starting System:	Re-coil start with 12 VDC electric start option
Ignition:	Magnatron
Charging:	16 AMP regulating alternator
Governor:	Mechanical
Cooling:	Air Cooled
Lubrication:	Oil, Full pressure
Oil Capacity:	1.8 quarts (1.7 liters)
Fuel Pump:	18 inch lift.
Emissions:	Meets current CARB, EPA, and CE requirements.
Fuel Type:	Gasoline [unleaded, 86 minimum octane, 10% maximum ethanol]
Fuel Consumption:	1.6 US gals/hr (6.1 liters/hr)
Optional Integrated Fuel Tank:	7 US quarts (6.6 liters) with manual shut off valve
Muffler:	Forestry approved spark arrestor

## SPECIFICATIONS

### Primer Specifications:

#### Hand Primer Option:

	Guzzler, Diaphragm Type; Reliable, Lightweight and Rugged
Intake and Discharge Port Size:	½" Female NPT
Construction:	Aluminum Handle, composite body, buna-n reinforced diaphragm and flapper valves
Lift:	12 feet (3.7 m) [up to approximately 16 feet (4.8 m) with suction hose footvalve]
Head Capacity:	30 ft (9.1 m)
Maximum Pressure:	15 PSI (1.03 bar)
Maximum Service Temp:	150° F (66° C)
Volume per Stroke:	0.44 quart (0.42 liter)
Dimensions (L x W x H):	12-3/4" x 4-1/2" x 4-5/16" (324 x 114 x 110 mm)
Weight:	1.70 lbs (0.77 kg)
	Shipped loose with connection hardware and 6 feet of hose

#### Exhaust Primer Option:

	Venturi Type (when selected mounted to exhaust primer muffler)
Venturi Construction:	Brass
Exhaust Valve Construction:	Aluminum with stainless shaft and disc
Operation:	Remote mount push/pull cable
Vacuum:	Minimum of 17 in-Hg
Location:	Mounted on the vertical exhaust muffler; starter side of engine.

#### Electric Primer Option:

	12 VDC Piston Type Vacuum Pump
Intake and Discharge Port Size:	3/8" Female NPT
Construction:	Corrosion Resistant Aluminum with Bronze Sleeve and Composite Piston
Max. Current Draw:	105 amps
Lift:	25 feet (7.6 m)
Vacuum:	22 in-Hg
Dimensions:	9" x 4-1/8" x 7-1/2" (229 x 105 x 191 mm)
Weight:	8.1 lbs (3.7 kg)
Location:	Mounted on starter side of engine

### Frame Specifications:

Color:	Black
Finish:	Powder Coat
Handles:	Tubular U-shaped integrated into the base frame

### Controls Specifications:

#### Briggs & Stratton Standard Engine Controls:

Start/Stop:	Turn-key rotary switch
Throttle:	Lever control on left side of blower housing
Choke:	Push/pull ring pin located on starter side of the engine below the air filter housing.

#### Engine Mount Control Panel:

On/Off Switch:	Weather resistant chrome toggle switch
Start:	Weather resistant push button switch (with battery kit option only)
Throttle:	Vernier with red push button emergency throttle idle
Low Oil Pressure Warning:	Red LED (with battery kit option only)
Choke:	Push/pull ring pin located on starter side of the engine below the air filter housing.

### Discharge Gauge Specifications:

0 to 600 PSI Dual unit (PSI/kilopascals) liquid filled; Pump mounted.

**PRODUCT SELECTION**

**PRODUCT SELECTION MATRIX**

			B2X-18P	B2X-18PTC	B2X-18PXTC	B2X-18PETC
STANDARD INCLUSIONS	Primer	Guzzler Hand Primer	S	S	-	-
		Remote Exhaust Primer w/Control Cable PART-763	-	-	-	-
		Exhaust Primer	-	-	-	S
		Electric Package - Electric Primer, LED work light, & Battery	-	-	-	S
	Muffler	Horizontal low tone	-	-	-	-
		Dual B&S low tone	S	S	S	-
		Exhaust primer muffler	-	-	-	S
	Fuel Tank	Integral / 7 US qts (6.6 L)	-	S	S	S
		Integral / 4 US qts (3.8 L) w/ 3-way valve	-	-	-	-
	Controls	Engine Mount Control Panel	-	S	S	S
	Discharge Gauge	0-600 psi, 2-1/2" dial	S	S	S	S
	Check Valve Manifold	B&S 3' CTRL Cable with 8 pin connector (FWC-B-3)	-	-	-	-
	FastWire CTRL Cable	Honda GX630 3' CTRL Cable with 8 pin connector (FWC-H-3)	-	-	-	-
Weight		167 lbs (76 kg)	172 lbs (78 kg)	176 lbs (80 kg)	194 lbs (88 kg)	

**OPTIONS & ACCESSORIES**

**Sold Separately**

**Electric Kit**



**BATKIT-20-P**  
Battery Kit 12V 20ah, Portable



**WLIGHTKIT**  
LED Work Light w/ 5' harness & toggle switch

**Fuel Tank & Fuel Line**



**FA-452**  
Remote Fuel Tank  
6.6 US Gallons w/ quick conn.

**FA-452-3**  
Remote Fuel Tank  
3.2 US Gallons w/ quick conn.

**12-401B-NS-TRPD**  
Fuel Line EPA -  
quick conn. to hose 1/4"

**12-401B-NS-TRPD**  
Fuel Line -  
quick conn. to SAE 45 Flare

**Pump Intake & Discharge Adapters**

**B2X-CONVKIT**  
**B2XRK1**  
**B2X-PVKIT**

B2 TO B2X CONVERSION KIT  
SEAL KIT FOR B-2 & B2X  
B2X PRIMER VALVE KIT



**ADP-B2X-25N25N**  
**ADP-B2X-30N25N**  
**RED-24255252**  
**RED-24255253**  
**PART-520**  
**PART-521**  
**PART-522**  
**PART-523**

ADP KIT B2X,SUC 2.5,DIS 2.5 NH  
ADP KIT B2X,SUC 3.0,DIS 2.5 NH  
WYE VALVE 2.5NH F X 1.5NPSH M  
WYE VALVE 2.5NH F X 1.5NH M  
GROOVED COUPLING 3",GALV.  
GROOVED COUPLING 4",GALV.  
GROOVED CPLG 3 TO 2.5",GALV.  
GROOVED CPLG 4 TO 3",GALV.

## TECHNICAL DRAWINGS

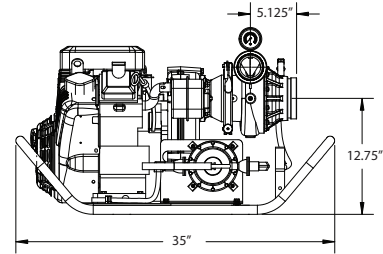
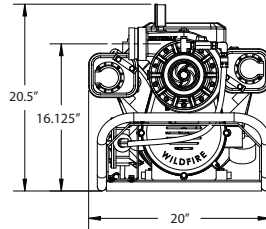
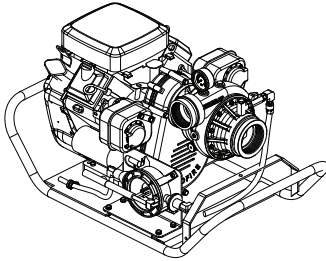
### B2X-18P

Length 35" (89 cm)

Width 20" (51 cm)

Height 20.5" (52.07 cm)

Weight 167 lbs (76 kg)



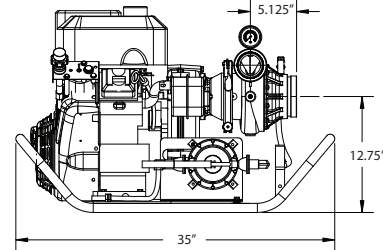
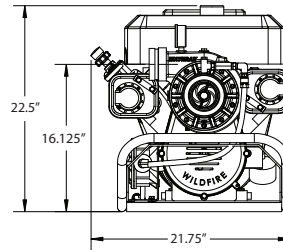
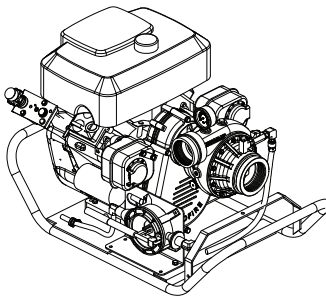
### B2X-18PTC

Length 35" (89 cm)

Width 21.75" (55.25 cm)

Height 22.5" (57.15 cm)

Weight 172 lbs (78 kg)



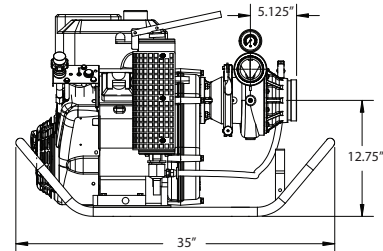
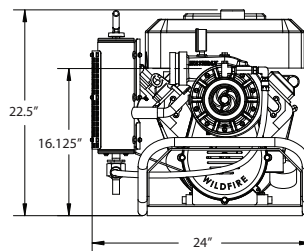
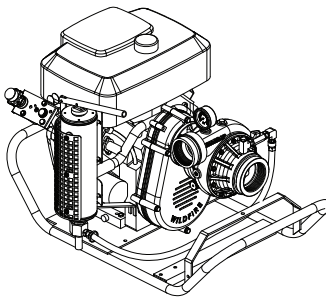
### B2X-18PXTC

Length 35" (89 cm)

Width 24" (61 cm)

Height 22.5" (57.15 cm)

Weight 176 lbs (80 kg)



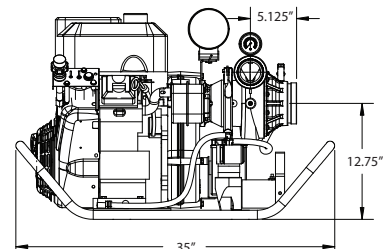
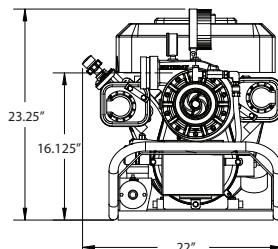
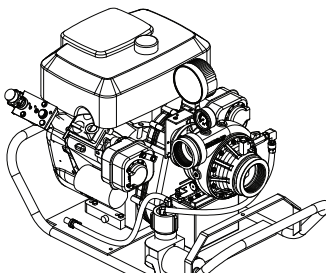
### B2X-18PETC

Length 35" (89 cm)

Width 22" (56 cm)

Height 23.25" (59 cm)

Weight 194 lbs (88 kg)





**WATERAX Inc.**  
6635 Henri-Bourassa W.  
Montreal, QC H4R 1E1

**TF 855-616-1818**

**T** 514-637-1818

**F** 514-637-3985

info@waterax.com  
www.waterax.com

Distributed by:

All information contained in this document including drawings is proprietary to *WATERAX* and may not be copied, reproduced or used in whole or in part without our prior written permission. The information in this document is subject to change without notice. Model displayed with multiple options. Weight and dimensions are approximated and may vary depending on options.